
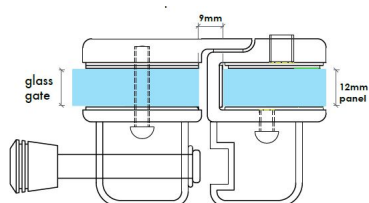


## Glass to Glass in Straight Line Deluxe Pool Fence Gate Latch



- Glass to Glass Latch - Straight Line
- Use for Glass Pool Fence Gate or Glass Balustrade Gate
- Both Backing plates and latch are 316 Stainless Steel
- Requires Gate to be drilled (2 x 10mm Holes, 20mm in from edge and 42mm apart)
- Latch Panel must be 12mm - No holes required
- Suits 8, 10 and 12mm gates
- For best results leave a 9mm gap between the gate and latch panel



Rating: Not Rated Yet

**Price**

\$ 153.85

\$ 13.99

[Ask a question about this product](#)

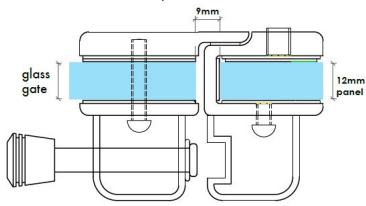
**Description**

- Glass to Glass Latch - Straight Line
- Use for Glass Pool Fence Gate or Glass Balustrade Gate
- Both Backing plates and latch are 316 Stainless Steel
- Requires Gate to be drilled (2 x 10mm Holes, 20mm in from edge and 42mm apart)

## Glass to Glass in Straight Line Pool Fence Gate Latch

---

- Latch Panel must be 12mm - No holes required
- Suits 8, 10 and 12mm gates
- For best results leave a 9mm gap between the gate and latch panel



///