
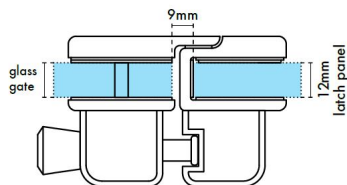


Glass to Glass in Straight Line Economy Pool Fence Gate Latch



- Glass to Glass Latch - Straight Line
- Use for Glass Pool Fence Gate or Glass Balustrade Gate
- Backing Plates are 316 Stainless Steel
- Economy Latch is Black Polymer
- Requires Gate to be drilled (2 x 10mm Holes, 20mm in from edge and 42mm apart)
- Latch Panel must be 12mm - No holes required
- Suits 8, 10 and 12mm gates
- For best results leave a 9mm gap between the gate and latch panel



Rating: Not Rated Yet

Price

\$ 107.00

\$ 107.00

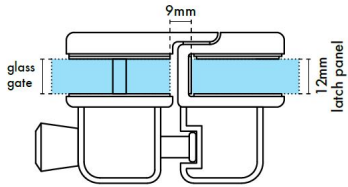
[Ask a question about this product](#)

Description

- Glass to Glass Latch - Straight Line
- Use for Glass Pool Fence Gate or Glass Balustrade Gate

Glass to Glass in Straight Line Pool Fence Gate Latch

- Backing Plates are 316 Stainless Steel
- Economy Latch is Black Polymer
- Requires Gate to be drilled (2 x 10mm Holes, 20mm in from edge and 42mm apart)
- Latch Panel must be 12mm - No holes required
- Suits 8, 10 and 12mm gates
- For best results leave a 9mm gap between the gate and latch panel



// //